



Positive Lock | Positive Lock 187

TE Internal #: 170325-1

Quick Disconnects, Receptacle, 20 – 16 AWG Wire Size, .51 – 1.31 mm² Wire Size, Mating Tab Width .187 in [4.75 mm], Straight, Brass, Positive Lock 187

[View on TE.com >](#)

Terminals & Splices > Quick Disconnects



Quick Disconnect Terminal Type: **Receptacle**

Wire Size: .51 – 1.31 mm²

Mating Tab Width: 4.75 mm [.187 in]

Mating Tab Thickness: .51 mm [.02 in]

Features

Product Type Features

Terminates To	Wire & Cable
Wire Stop	No
Wire/Cable Type	Regular Wire
Insertion Force	Low
Sealable	No

Configuration Features

Connection Capacity	Single
---------------------	--------

Contact Features

Quick Disconnect Terminal Type	Receptacle
Mating Tab Width	4.75 mm [.187 in]
Mating Tab Thickness	.51 mm [.02 in]
Terminal Orientation	Straight
Contact Base Material	Brass
Terminal Plating Material	Pre-Tin
Crimp Type	F-Crimp



Barrel Type	Open
-------------	------

Mechanical Attachment

Wire Insulation Support	With
-------------------------	------

Dimensions

Accepts Wire Insulation Diameter Range	1.9 – 3.4 mm [.074 – .133 in]
--	-------------------------------

Overall Length	21.6 mm [.85 in]
----------------	------------------

Receptacle Terminal Stock Thickness	.3 mm [.012 in]
-------------------------------------	-----------------

Wire Size	.51 – 1.31 mm ²
-----------	----------------------------

Usage Conditions

Insulation Option	Uninsulated
-------------------	-------------

Operating Temperature Range	-40 – 110 °C [-40 – 230 °F]
-----------------------------	-----------------------------

Packaging Features

Packaging Quantity	6000
--------------------	------

Packaging Method	Strip/Reel
------------------	------------

Other

Comment	Air-feed Applicator should be used.
---------	-------------------------------------

Product Compliance

[For compliance documentation, visit the product page on TE.com>](#)

EU RoHS Directive 2011/65/EU	Compliant
------------------------------	-----------

EU ELV Directive 2000/53/EC	Compliant
-----------------------------	-----------

China RoHS 2 Directive MIIT Order No 32, 2016	No Restricted Materials Above Threshold
---	---

EU REACH Regulation (EC) No. 1907/2006	Current ECHA Candidate List: JUNE 2022 (224) Candidate List Declared Against: JUNE 2022 (224) Does not contain REACH SVHC
--	---

Halogen Content	Low Halogen - Br, Cl, F, I < 900 ppm per homogenous material. Also BFR/CFR/PVC Free
-----------------	---

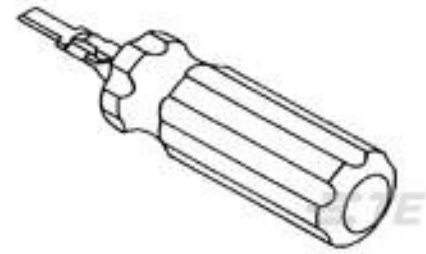















Solder Process Capability	Not applicable for solder process capability
---------------------------	--

Product Compliance Disclaimer

This information is provided based on reasonable inquiry of our suppliers and represents our current actual knowledge based on the information they provided. This information is subject to change. The part numbers that TE has identified as EU RoHS compliant have a maximum concentration of 0.1% by weight in homogenous materials for lead, hexavalent


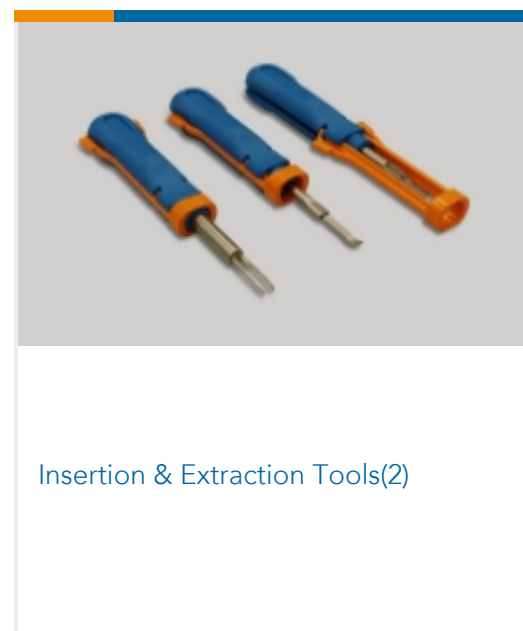
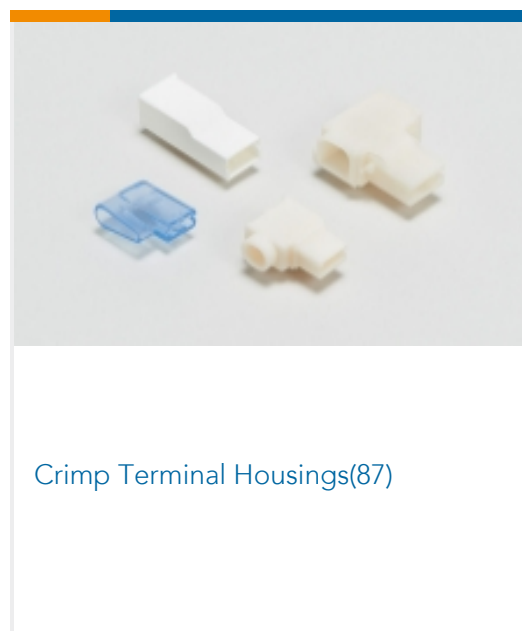
chromium, mercury, PBB, PBDE, DBP, BBP, DEHP, DIBP, and 0.01% for cadmium, or qualify for an exemption to these limits as defined in the Annexes of Directive 2011/65/EU (RoHS2). Finished electrical and electronic equipment products will be CE marked as required by Directive 2011/65/EU. Components may not be CE marked. Additionally, the part numbers that TE has identified as EU ELV compliant have a maximum concentration of 0.1% by weight in homogenous materials for lead, hexavalent chromium, and mercury, and 0.01% for cadmium, or qualify for an exemption to these limits as defined in the Annexes of Directive 2000/53/EC (ELV). Regarding the REACH Regulation, the information TE provides on SVHC in articles for this part number is based on the latest European Chemicals Agency (ECHA) 'Guidance on requirements for substances in articles' posted at this URL: <https://echa.europa.eu/guidance-documents/guidance-on-reach>

Compatible Parts

 <p>TE Part # 724659-1 EXT TOOL FOR POSITIVE .187</p>	 <p>TE Part # 172075-1 POSITIVE LOCK 187 HOUSING RECEPTACLE</p>	 <p>TE Part # 521125-1 PL 187 HOUSING TAB 0.81 NYLON 6/6</p>	 <p>TE Part # 1-172075-1 3 POS PL 187(4.8 MM) HOUSING NATURAL</p>
 <p>TE Part # 173974-6 PL MKII 187 REC HSG 1P NYLON BLUE</p>	 <p>TE Part # 174513-1 PL 187 HOUSING RECEPTACLE</p>	 <p>TE Part # 176498-1 POSITIVE LOCK 187 (4.8 MM) HOUSING</p>	 <p>TE Part # 1-174712-1 187 HSG. PL MKII REC. 6.65mm 2P NAT</p>
 <p>TE Part # 174712-1 PL 187 (4.8 MM) HOUSING RECEPTACLE</p>	 <p>TE Part # 172074-1 187 HSG. PLMKII REC. NAT</p>	 <p>TE Part # 173974-1 187 HSG. PL MKII REC. NAT</p>	 <p>TE Part # 176498-4 POSITIVE LOCK 187 (4.8 MM) HOUSING</p>
 <p>TE Part # 1-1743068-1 3 POS PL 187(4.8 MM) HOUSING NATURAL</p>	 <p>TE Part # 2150032-2 OCEAN_2.0_APPLICATOR-E-090F155F</p>	 <p>TE Part # 179183-6 POSITIVE LOCK 187 (4.8 MM) HOUSING</p>	 <p>TE Part # 175578-1 PL 187 HOUSING RECEPTACLE</p>



Also in the Series | Positive Lock 187



Documents

Product Drawings

187 PL MKII REC. 20-16AWG PTBR

English

CAD Files

3D PDF

3D

Customer View Model

ENG_CVM_CVM_170325-1_T.2d_dxf.zip

English

Customer View Model

ENG_CVM_CVM_170325-1_T.3d_igs.zip

English

Customer View Model

ENG_CVM_CVM_170325-1_T.3d_stp.zip

English

By downloading the CAD file I accept and agree to the [Terms and Conditions](#) of use.

Datasheets & Catalog Pages

1654742_HOUSEHOLD_APPLIANCES_RAST5

English

Positive Lock Receptacles

English

Product Specifications



Application Specification

English

Product Environmental Compliance

[MD_170325-1_11282018357_dmtec](#)

English

[MD_170325-1_11282018357_dmtec](#)

English

Instruction Sheets

[Instruction Sheet \(non U.S.\)](#)

English

[AMP* POSITIVE LOCK CONNECTOR](#)

English

Agency Approvals

[Agency Approval Document](#)

English